

# gas fired water boilers



## **Modulating Condensing Gas Boilers**

Up to 96% A.F.U.E.  
Natural gas or propane  
OLSSC  
50-200 MBH

- Wall Mounted
- Innovative Design
- Superior Savings



*keeping families warm for more than 60 years*

# Dependability is simply part of our heritage.

The new Olsen OLSSC "Stainless Steel Condensing" boiler features our own original heat exchanger design. This revolutionary 316L/444 stainless steel fin tube design is the perfect example of the ingenuity and resourcefulness that define Olsen Boilers. We actively strive to incorporate design elements that ultimately mean better value to the consumer both today and over time. That's because your home heating system is more than just a one-time investment. Home heating really goes beyond the initial cost of the system. Your boiler selection impacts the family budget every time you get a utility bill. Efficiency, ease of maintenance and longevity are key. No one wants to be caught off guard by a runaway home heating bill or costly maintenance and repairs.



*"With an old, inefficient boiler you could be throwing away up to 30% of the money you spend on fuel each year."*

An older, lower efficiency heating system can have an annual fuel utilization efficiency (AFUE) 70%. That means 70% of the energy in the fuel you buy becomes heat for the home and the other 30% escapes up the chimney and elsewhere. You wouldn't throw away a third of the groceries you put in your cart each week, so why continue to waste money on fuel.

## The new Olsen OLSSC features an EnergyStar rated 96% AFUE. Just add up the savings:

- **96% AFUE**
- **Sealed Combustion**
- **Built-in Outdoor Temperature Reset\***

\*A factory standard Outdoor Temperature Reset adjusts water supply temperature for best possible fuel economy based on actual seasonal conditions.

The increased efficiency of the OLSSC could save you up to 40% on your heating bill each year.

If you pay \$1,750 annually to heat your home, you could save as much as \$700 per year.

**That's \$3,500 over 5 years!†**

† Individual savings may vary.

## It's not just about efficiency either.

The OLSSC's original design incorporates easy maintenance, durability and safety to make the most of your home heating investment. The self cleaning heat exchanger features wide smooth waterways that help remove hard water deposits and prevent scaling. A corrosion resistant CPVC flue collector adds to the longevity of the boiler. The OLSSC's sealed housing reduces noise for quiet comfort in any living space. Since most municipal codes require heating systems to incorporate a Low Water Cut Off (LWCO) to guard against unsafe operation, the Olsen OLSSC features a built-in LWCO.

## Olsen actively holds our products to a high standard of quality and stands behind them.

Each OLSSC boiler produced is subjected to a rigorous set of quality control checks before it leaves our factory. Olsen checks all of the electrical, plumbing, pressure vessel and combustion set up parameters prior to approving an OLSSC for shipment. We even include the final computer generated results for your professional contractor to reference while completing your installation. Every Olsen OLSSC Boiler is backed by a 15 year limited manufacturer's heat exchanger warranty.





Factory wired and installed, probe-type low water cut off with test button.



Corrosion resistant CPVC flue collector.

Built in primary/secondary piping with pump.



Simplified electrical connections with removable terminal block.



Jacket slides on and off for quick access.



Control features simple text display, outdoor reset, priority domestic hot water and integrated multiple boiler control capability for up to 16 boiler modules. Can be remotely mounted with standard thermostat conductor wiring.




Original 316L/444 stainless steel fin tube heat exchanger.

Integral Condensate Trap.



Top Connections



Bottom Connections

Replacement ready with 1-1/4" piping connections and low pressure drop – no high head pump required.



Wall mount bracket included.

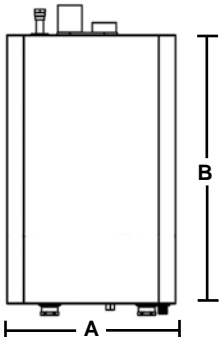
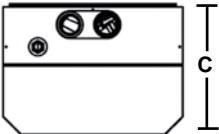
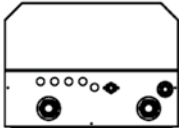
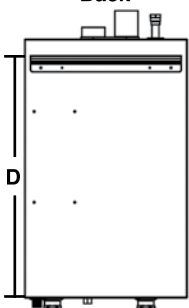














Ask your installer about Argo Boiler Controls for a professional installation.



**Olsen**  
Heating & Cooling Products

# Olsen OLSSC Natural or Propane Gas-Fired Modulating Condensing Hot Water Boiler

Dimensions/Weights	Model	Boiler Input Rate (MBH) <sup>(1)</sup>		Heating Capacity (MBH) <sup>(1)(2)</sup>	Net I=B=R Rating, Water (MBH) <sup>(1) (3)</sup>	AFUE % <sup>(2)</sup>																																																																																																																																																																																																																			
		Max.	Min.																																																																																																																																																																																																																						
<div><div>Front</div><div></div><div>Top</div><div></div><div>Bottom</div><div></div><div>Back</div><div></div></div> <table><tr><th colspan="3">Dimensions</th></tr><tr><th>Models</th><td>050 075 100</td><td>150 200</td></tr><tr><td>Width (A)</td><td>20" 508 mm</td><td>23" 584 mm</td></tr><tr><td>Height (B)</td><td>31" 787 mm</td><td>42" 1092 mm</td></tr><tr><td>Depth (C)</td><td>14" 356 mm</td><td>16" 406 mm</td></tr><tr><td>Bracket (D)</td><td>28" 711 mm</td><td>40" 1016 mm</td></tr><tr><th colspan="3">Weights</th></tr><tr><td>Ship Wgt.</td><td>111 lbs. 50 kg</td><td>~ 182 lbs. 83 kg</td></tr><tr><td>Boiler Wgt.</td><td>91 lbs. 41 kg</td><td>~ 157 lbs. 71 kg</td></tr></table>	Dimensions			Models	050 075 100	150 200	Width (A)	20" 508 mm	23" 584 mm	Height (B)	31" 787 mm	42" 1092 mm	Depth (C)	14" 356 mm	16" 406 mm	Bracket (D)	28" 711 mm	40" 1016 mm	Weights			Ship Wgt.	111 lbs. 50 kg	~ 182 lbs. 83 kg	Boiler Wgt.	91 lbs. 41 kg	~ 157 lbs. 71 kg	OLSSC-050	50	10	46	40	96.0	OLSSC-075	75	15	69	60	96.0	OLSSC-100	100	20	91	79	96.0	OLSSC-150	150	30	139	121	96.0	OLSSC-200	200	40	185	161	96.0	(1) 1000 Btu/hr (British Thermal Units Per Hour)							(2) Heating Capacity and AFUE (Annual Fuel Utilization Efficiency) are based on DOE (Department of Energy) test procedures.							(3) Net I=B=R Ratings based on piping and pickup allowance of 1.15. Contact Technical Support before selecting boiler for installations having unusual piping and pickup requirements, such as intermittent system operation, extensive piping systems, etc.							General Information (See Installation, Operation and Maintenance Manual for complete instructions)							Clearances (4) Required distances measured from boiler. (5) Service, proper operation clearance recommendation.	Top	Combustible Materials (Required) <sup>(4)</sup>		Service <sup>(5)</sup>			Left Side	0" (0 cm)		14" (36 cm)			Right Side	0" (0 cm)		0" (0 cm)			Front	0" (0 cm)		6" (16 cm)			Back	0" (0 cm)		0" (0 cm)			Bottom	0" (0 cm)		12" (32 cm)			Combustion Air/Vent Piping	0" (0 cm)		6" (16 cm)			Hot Water Piping	1/2" (1.3 cm)		6" (16 cm)			Combustion Air & Vent Pipe Equivalent Length (Schedule 40 PVC) (System 636 for Combustion Piping)	Min. Length	2" Pipe 050	2" Pipe 075/100	3" Pipe 075/100	3" Pipe 150/200	6 Ft. (1.8 m)	6 Ft. (1.8 m)	6 Ft. (1.8 m)	6 Ft. (1.8 m)	Max. Length	100 Ft. (30.5 m)	50 Ft. (15.2 m)	100 Ft. (30.5 m)	100 Ft. (30.5 m)	Notes: 1 - 90° Elbow = 5 Ft. (1.6 m), 1 - 45° Elbow = 3.5 Ft. (1.1 m), 1 - 2" x 3" Adapter = 0 Ft. (0 m), Concentric Vent Kit = 5 Ft. (1.6 m) equivalent length.							Connections	Return/Supply Water	Gas In	Condensate Drain				050/075/100	1-1/4" NPT	1/2" NPT	3/4" NPT				150/200	1-1/4" NPT	3/4" NPT	3/4" NPT				Electrical	120 Volts AC, 60 hertz, 1 phase, Less than 12 amps (15 amp circuit recommended)						Water Content	050/075/100 - 1.1 Gallons, 150/200 - 1.8 Gallons						Standard Equipment	Mounting Wall: Wall Bracket included. Boiler Control Module: Automatic Low Voltage/Intermittent Power Reset. Controls up to 16 boilers for multiple boiler applications. User Display interface: Easy programming with text display. Remote mount option utilizes standard thermostat conductor wiring. Outdoor Temperature Sensor included. Heat Exchanger: High grade 316L/444 Stainless Steel Fin Coil with Flame Sight Glass. Built-in Primary/Secondary Manifold Piping and Pump. Combustion: Gas Valve with Premix Venturi and Blower, Durable Stainless Steel Mesh Modulating Burner with 5:1 turn down ratio, Direct Spark Igniter, Flame Sensor and LP Conversion Kit included. Electrical: Detachable Low Voltage Terminal Strip, High Voltage Junction Box and Transformer. Other: Factory installed probe-type Low Water Cut Off with test feature, 30 PSI Safety Relief Valve, Boiler Drain Valve and Condensate Drain with built in trap.						Options						Certifications	Central Heating Pump (Taco 007 or Grundfos UP15-42F), Concentric Vent Kit (2" and 3"), System Sensor (For Multiple Boiler Applications), Computer Interface						<div></div>					
	Dimensions																																																																																																																																																																																																																								
	Models	050 075 100	150 200																																																																																																																																																																																																																						
	Width (A)	20" 508 mm	23" 584 mm																																																																																																																																																																																																																						
	Height (B)	31" 787 mm	42" 1092 mm																																																																																																																																																																																																																						
Depth (C)	14" 356 mm	16" 406 mm																																																																																																																																																																																																																							
Bracket (D)	28" 711 mm	40" 1016 mm																																																																																																																																																																																																																							
Weights																																																																																																																																																																																																																									
Ship Wgt.	111 lbs. 50 kg	~ 182 lbs. 83 kg																																																																																																																																																																																																																							
Boiler Wgt.	91 lbs. 41 kg	~ 157 lbs. 71 kg																																																																																																																																																																																																																							
OLSSC-050	50	10	46	40	96.0																																																																																																																																																																																																																				
OLSSC-075	75	15	69	60	96.0																																																																																																																																																																																																																				
OLSSC-100	100	20	91	79	96.0																																																																																																																																																																																																																				
OLSSC-150	150	30	139	121	96.0																																																																																																																																																																																																																				
OLSSC-200	200	40	185	161	96.0																																																																																																																																																																																																																				
(1) 1000 Btu/hr (British Thermal Units Per Hour)																																																																																																																																																																																																																									
(2) Heating Capacity and AFUE (Annual Fuel Utilization Efficiency) are based on DOE (Department of Energy) test procedures.																																																																																																																																																																																																																									
(3) Net I=B=R Ratings based on piping and pickup allowance of 1.15. Contact Technical Support before selecting boiler for installations having unusual piping and pickup requirements, such as intermittent system operation, extensive piping systems, etc.																																																																																																																																																																																																																									
General Information (See Installation, Operation and Maintenance Manual for complete instructions)																																																																																																																																																																																																																									
Clearances (4) Required distances measured from boiler. (5) Service, proper operation clearance recommendation.	Top	Combustible Materials (Required) <sup>(4)</sup>		Service <sup>(5)</sup>																																																																																																																																																																																																																					
	Left Side	0" (0 cm)		14" (36 cm)																																																																																																																																																																																																																					
	Right Side	0" (0 cm)		0" (0 cm)																																																																																																																																																																																																																					
	Front	0" (0 cm)		6" (16 cm)																																																																																																																																																																																																																					
	Back	0" (0 cm)		0" (0 cm)																																																																																																																																																																																																																					
	Bottom	0" (0 cm)		12" (32 cm)																																																																																																																																																																																																																					
	Combustion Air/Vent Piping	0" (0 cm)		6" (16 cm)																																																																																																																																																																																																																					
	Hot Water Piping	1/2" (1.3 cm)		6" (16 cm)																																																																																																																																																																																																																					
	Combustion Air & Vent Pipe Equivalent Length (Schedule 40 PVC) (System 636 for Combustion Piping)	Min. Length	2" Pipe 050	2" Pipe 075/100	3" Pipe 075/100	3" Pipe 150/200																																																																																																																																																																																																																			
6 Ft. (1.8 m)			6 Ft. (1.8 m)	6 Ft. (1.8 m)	6 Ft. (1.8 m)																																																																																																																																																																																																																				
Max. Length		100 Ft. (30.5 m)	50 Ft. (15.2 m)	100 Ft. (30.5 m)	100 Ft. (30.5 m)																																																																																																																																																																																																																				
Notes: 1 - 90° Elbow = 5 Ft. (1.6 m), 1 - 45° Elbow = 3.5 Ft. (1.1 m), 1 - 2" x 3" Adapter = 0 Ft. (0 m), Concentric Vent Kit = 5 Ft. (1.6 m) equivalent length.																																																																																																																																																																																																																									
Connections	Return/Supply Water	Gas In	Condensate Drain																																																																																																																																																																																																																						
050/075/100	1-1/4" NPT	1/2" NPT	3/4" NPT																																																																																																																																																																																																																						
150/200	1-1/4" NPT	3/4" NPT	3/4" NPT																																																																																																																																																																																																																						
Electrical	120 Volts AC, 60 hertz, 1 phase, Less than 12 amps (15 amp circuit recommended)																																																																																																																																																																																																																								
Water Content	050/075/100 - 1.1 Gallons, 150/200 - 1.8 Gallons																																																																																																																																																																																																																								
Standard Equipment	Mounting Wall: Wall Bracket included. Boiler Control Module: Automatic Low Voltage/Intermittent Power Reset. Controls up to 16 boilers for multiple boiler applications. User Display interface: Easy programming with text display. Remote mount option utilizes standard thermostat conductor wiring. Outdoor Temperature Sensor included. Heat Exchanger: High grade 316L/444 Stainless Steel Fin Coil with Flame Sight Glass. Built-in Primary/Secondary Manifold Piping and Pump. Combustion: Gas Valve with Premix Venturi and Blower, Durable Stainless Steel Mesh Modulating Burner with 5:1 turn down ratio, Direct Spark Igniter, Flame Sensor and LP Conversion Kit included. Electrical: Detachable Low Voltage Terminal Strip, High Voltage Junction Box and Transformer. Other: Factory installed probe-type Low Water Cut Off with test feature, 30 PSI Safety Relief Valve, Boiler Drain Valve and Condensate Drain with built in trap.																																																																																																																																																																																																																								
	Options																																																																																																																																																																																																																								
Certifications	Central Heating Pump (Taco 007 or Grundfos UP15-42F), Concentric Vent Kit (2" and 3"), System Sensor (For Multiple Boiler Applications), Computer Interface																																																																																																																																																																																																																								
	<div></div>																																																																																																																																																																																																																								