

HEAT EXCHANGER RETROFIT KIT INSTRUCTIONS

Kit #'s 550002349, 550002350,
550002351, 550002352

Kit installation shall be completed by qualified agency.

WARNING

Fire, explosion, asphyxiation and electrical shock hazard. Improper installation could result in death or serious injury. Read this instruction and understand all requirements, including requirements of authority having jurisdiction, before beginning installation. Installation not complete until appliance operation verified per Installation, Operation & Maintenance Manual provided with boiler.

Follow instructions TO TURN OFF GAS TO APPLIANCE found on Operating Instructions label on boiler or in Installation, Operation & Maintenance Manual. Verify all electrical power to boiler is turned off.

WARNING

Electrical shock hazard. Turn OFF electrical power supply at service panel.

WARNING

Explosion hazard. Lockout/tagout gas supply at gas meter or other location external to boiler.

WARNING

Burn hazard. Verify heat exchanger has cooled or use appropriate personal protection equipment before removing heat exchanger.

Original heat exchanger for boiler is no longer available, it is replaced by a new block ("J"). Install parts listed to maintain boiler operation.

2 and 3 section models do not require use of replacement parts. See table 1.

- Attach included label to side of boiler near nameplate for future reference.
- New Label is provided to indicate heat exchanger model change to "J". See Figure
- Bracket is provided to mount rollout switch and spill switch in new location on models indicated in Table 1 only.
- Spark pilot wire shield applies to intermittent spark units using "J" series block only.

Table 1 - Changes to MGB, OMGB, MCB

Input (Mbh)	50	75	100	125	150	175	200	250	300
Sections	2	3		4		5		6	7
Label				✓	✓	✓	✓	✓	✓
Replace Base & Rollout Switch				✓	✓				
Replace Rollout Switch Bracket On Base Panel						✓	✓	✓	✓
Draft Diverter w/ New Blocked Vent Safety Switch Bracket								✓	
Replace Burner Door, Lower Access Panel Door, & Spark Pilot Shield				✓	✓	✓	✓	✓	✓

HEAT EXCHANGER REPLACEMENT KIT INSTRUCTIONS

⚠ WARNING

Asphyxiation hazard. Replace burner door with replacement heat exchanger where provided. Discard original burner door. Failure to follow these instructions could result in death or serious injury.

1. Replace Burner Door, Lower Access Panel Door, & Spark Pilot Shield
 - Replacement Burner Door is required on sizes indicated in Table 1.
 - Replacement Base (included) is required on 4 section unit.
 - Discard original burner door to prevent reuse.
2. Relocated Flame Rollout Switch requires relocation with burner door replacement.
 - Label all wires for reference before disassembly.

Figure 1 - Replacement Burner Door with Tabs

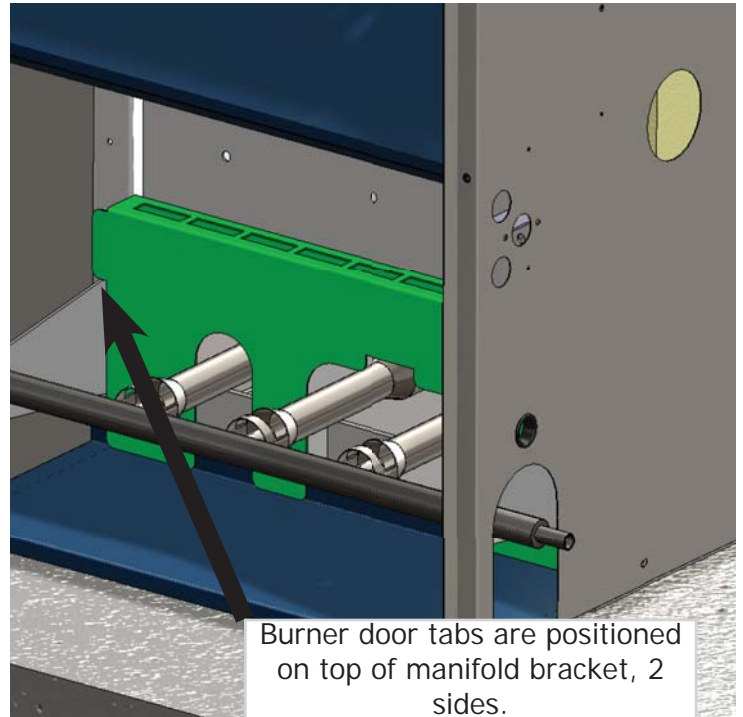
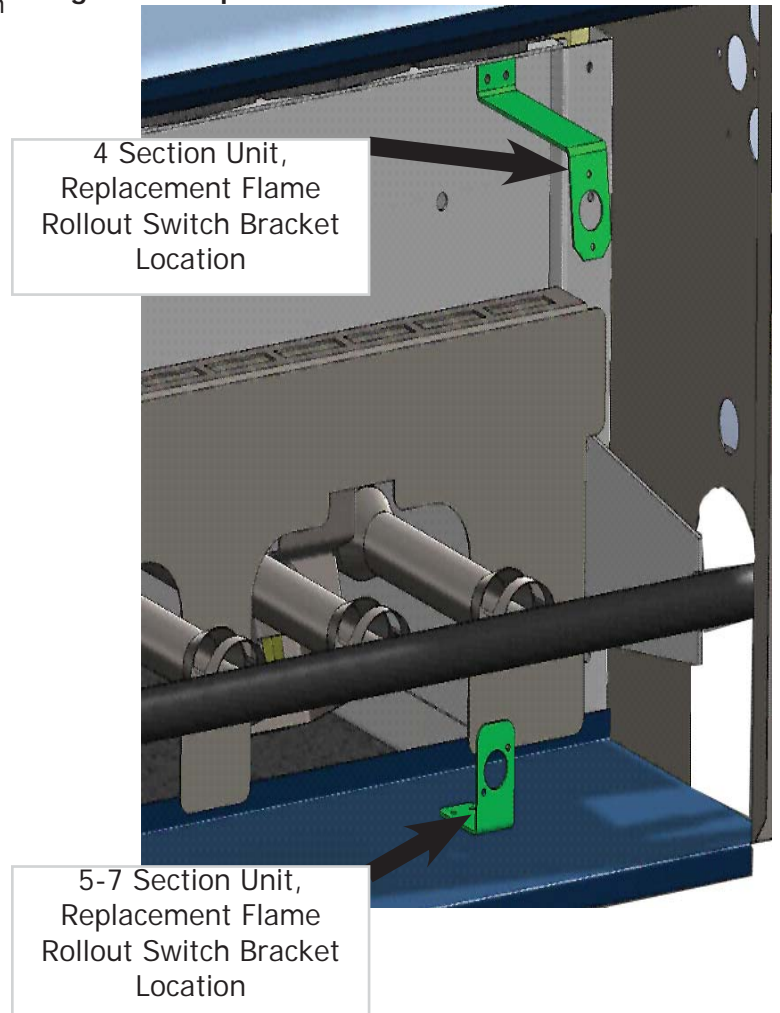
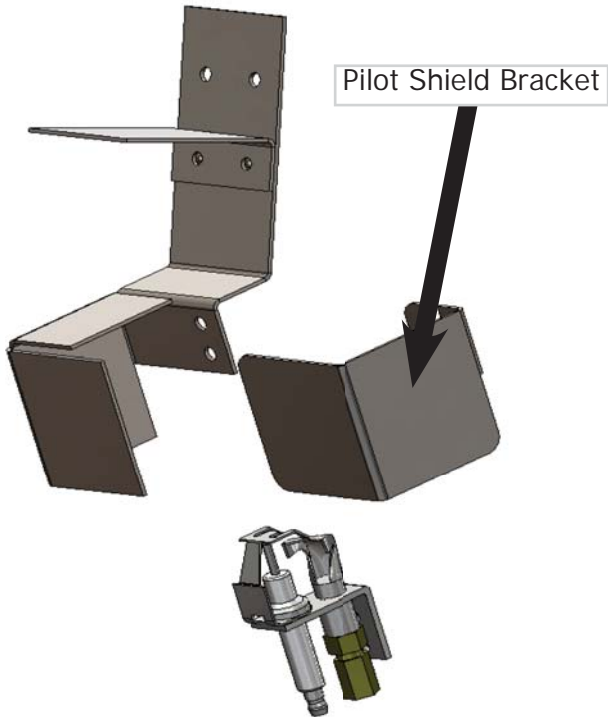


Figure 2 - Replacement Flame Rollout Switch Bracket



HEAT EXCHANGER REPLACEMENT KIT INSTRUCTIONS

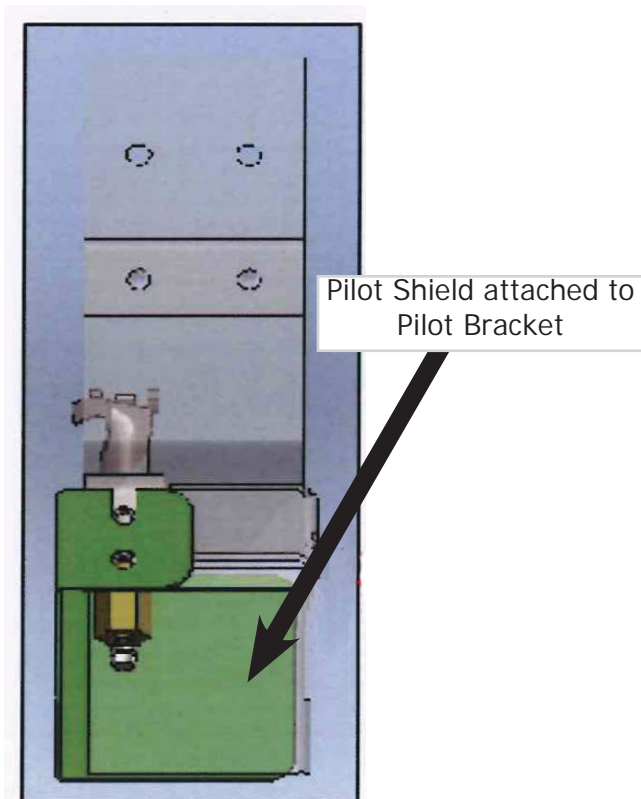
Figure 3 - Pilot Shield Bracket



3. Pilot Shielding Bracket on Spark Ignition Models Is Modified with Addition of Temperature Shield. Applies to 4-7 section models.

 - Attach temperature shield to pilot bracket use same screws used to attach spark igniter. See Figure 4.

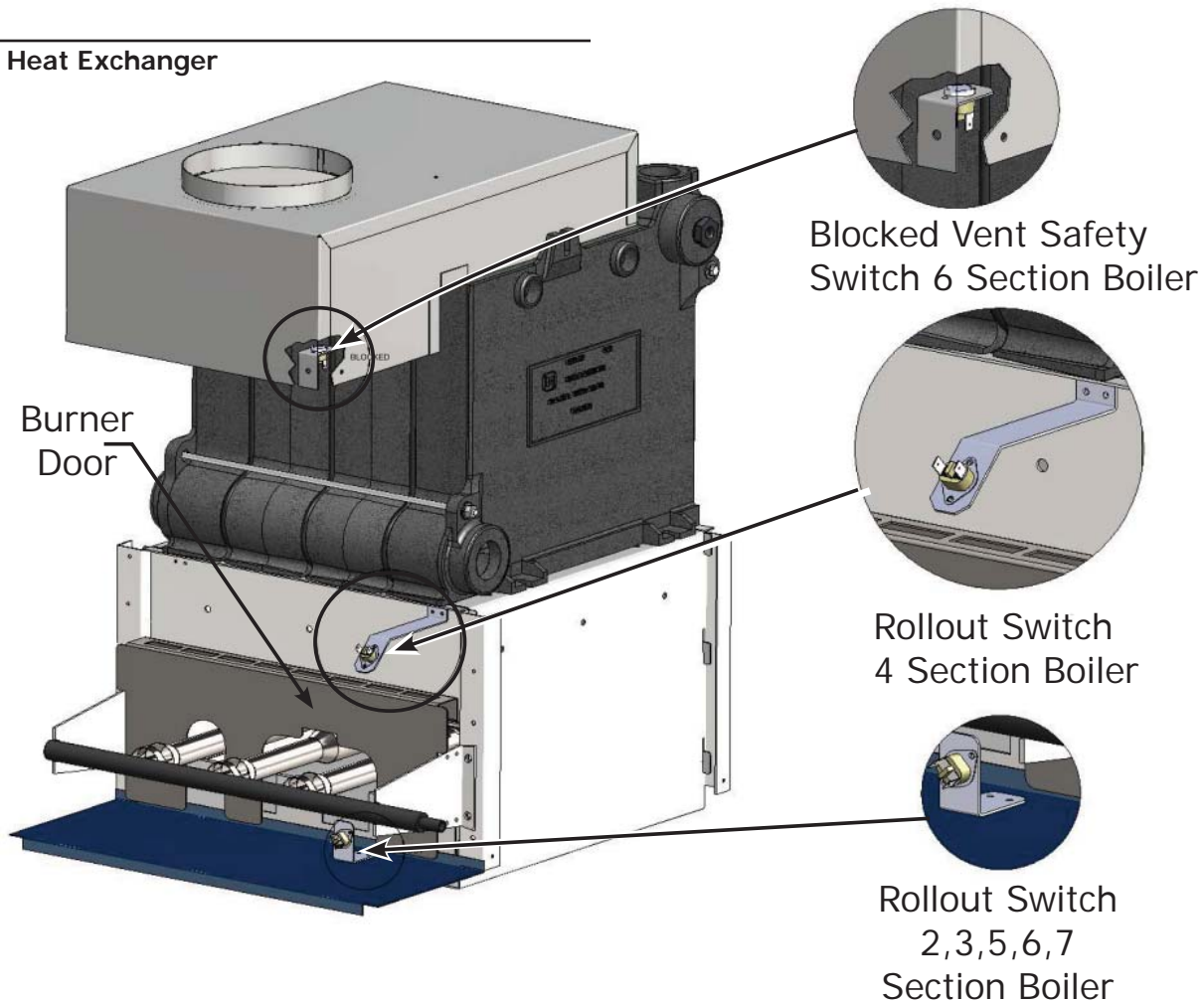
Figure 4 - Pilot Shield Location



HEAT EXCHANGER REPLACEMENT KIT INSTRUCTIONS

4. Relocation of Blocked Vent Safety Switch (6 Section Boiler only). See Figure 5.

Figure 5 - Heat Exchanger



HEAT EXCHANGE REPLACEMENT KITS - PARTS LISTING				
Sections	4	5	6	7
Input (MbH)	125-150	175-200	250	300
Kit #	550002349	550002350	550002351	550002352
Heat Exchanger Block	YES	YES	YES	YES
Base Assembly	3001823	-	-	-
Flue Collector	-	-	109008527	-
Screws 5/16x1-1/4	YES (4)	-	YES (2)	-
Rollout Switch Bracket (on base panel)	3001897	3001897	3001898	3001899
Rollout Switch Bracket	109008517	-	-	-
Screws 1/4-20 x 1/2 Self Tap	YES (2)	YES (2)	YES (2)	YES (2)
Pilot Shield	YES	YES	YES	YES
Screws Slotted 8-18 x 1/2	YES (2)	YES (2)	YES (2)	YES (2)
Burner Door	109008513	109008514	109008515	109008516
Jacket- Lower Access Panel	YES	YES	YES	YES
Label	YES	YES	YES	YES
Instructions	240009109	240009109	240009109	240009109
NOTE: Items denoted as "YES" are not sold separately.				