



# Olsen

## OQ95M-200

*KEEPING FAMILIES WARM FOR MORE THAN 60 YEARS.*

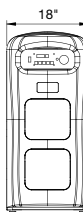
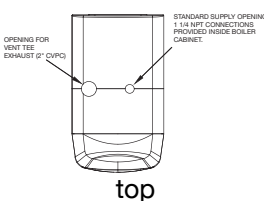
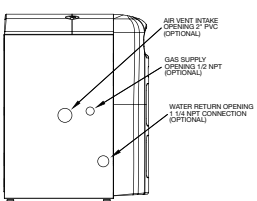
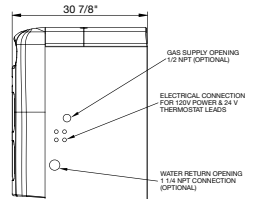
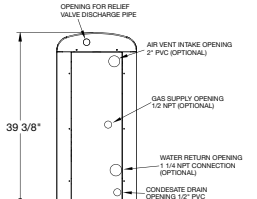






## OQ95M-200

95% AFUE Residential Gas Fired Modulating Condensing Boiler

- High Efficiency Cast Aluminum Monoblock Heat Exchanger with low pressure drop.
- Microprocessor Based Modulating Control.
  - Monitors the supply and return water temperature, adjusting the boiler firing rate to match the building load conditions.
- Hi-Limit Control with LED display and self diagnostic features.
- Low Water Cut Off.
- Boiler Temperature Reset.
  - Lowers the boiler supply water temperature depending on outdoor air temperature. Saves fuel without sacrificing comfort.
- Domestic Hot Water Priority.
- Easy to Install & Service.
  - Intake and flue gasses can be piped with readily available 3" PVC up to 100 equivalent feet.
  - Option of left, right, or rear exit for return plumbing and gas piping.
  - Piping connections facilitate multiple boiler installations.
  - Integral Condensate Trap.
- Limited 15 Year Warranty.
- Made In North America.



# Olsen OQ95M-200 Natural or Propane Gas-Fired Modulating Condensing Hot Water Boiler

Dimensions/Weights	Model	Boiler Input Rate (MBH) <sup>(1)</sup>		Heating Capacity (MBH) <sup>(1)(2)</sup>		Net AHRI Rating, Water (MBH) <sup>(1) (3)</sup>		AFUE % <sup>(2)</sup>
		Max.	Min.	Max.	Min.	Max.	Min.	
<div><p>front</p><p>top</p><p>left</p><p>right</p><p>back</p></div>	OQ95M-200	200	80	182	75	158	65	95.0
(1) 1000 Btu/hr (British Thermal Units Per Hour)								
(2) Heating Capacity and AFUE (Annual Fuel Utilization Efficiency) are based on DOE (Department of Energy) test procedures.								
(3) Net AHRI Ratings based on piping and pickup allowance of 1.15. Contact Technical Support before selecting boiler for installations having unusual piping and pickup requirements, such as intermittent system operation, extensive piping systems, etc.								
General Information (See Installation, Operation and Maintenance Manual for complete instructions)								
<div><b>Clearances</b> (4) Required distances measured from boiler. (5) Service, proper operation clearance recommendation.  Note: May be installed on combustible flooring (No Carpets).</div>	<div>Top</div> <div>Left Side</div> <div>Right Side</div> <div>Front</div> <div>Back</div> <div>Bottom</div> <div>Combustion Air/Vent Piping</div>		<div>Combustible Materials (Required) <sup>(4)</sup></div> <div>1" (2.5 cm)</div> <div>1" (2.5 cm)</div> <div>1" (2.5 cm)</div> <div>0" (0 cm)</div> <div>6" (15.2 cm)</div> <div>1" (2.5 cm)</div> <div>0" (0 cm)</div>		<div>Service <sup>(5)</sup></div> <div>8" (20.3 cm)</div> <div>24" (61 cm)</div> <div>-</div> <div>24" (61 cm)</div> <div>-</div> <div>-</div> <div>-</div>			
	<div><b>Combustion Air &amp; Vent Pipe Equivalent Length</b></div>	<div>Min. Length</div> <div>Max. Length</div>		<div>3" Pipe</div> <div>15 Ft. (4.6 m)</div> <div>100 Ft. (30.5 m)</div>				
<div>Vent Pipe - First 2.5' (.762 m) is Schedule 80 2" CPVC (provided), then Schedule 40 3" PVC.</div> <div>Air Intake - Schedule 40 3" PVC.</div> <div>Notes: 1 - 90° Elbow = 5 Ft. (1.6 m), 1 - 45° Elbow = 3.5 Ft. (1.1 m), 1 - 2" x 3" Adapter = 0 Ft. (0 m), Concentric Vent Kit = 5 Ft. (1.6 m) equivalent length.</div>								
<div><b>Connections</b></div>	<div>Return/Supply Water</div> <div>1-1/4" NPT</div>	<div>Gas In</div> <div>1/2" NPT</div>	<div>Condensate Drain</div> <div>1/2" PVC</div>					
	<div>Note: Option of left, right, or rear exit for return plumbing and gas piping.</div>							
<div><b>Electrical</b></div>	<div>120 Volts AC, 60 hertz, 1 phase, Less than 12 amps (15 amp circuit recommended)</div>							
<div><b>Water Content</b></div>	<div>2.6 Gallons</div>							
<div><b>Standard Equipment</b></div>	<div>Boiler Control Module: Microprocessor based Modulating Control, Hi-Limit Control. User Display Interface: Temperature Display. Outdoor temperature sensor with cover included. Heat Exchanger: Cast Aluminum Monoblock. Combustion: Modulating Automatic Gas Valve, Modulating Burner, Direct Spark Igniter, LP Conversion Kit included. Modulating Blower, Manual Reset Casting Temperature Switch, Air Proving/Blocked Vent Safety Assembly, Air Purge Vent. Electrical: Service Switch, Service Receptacle Outlet. Other: Grundfos Circulator, Manual Reset Low Water Cutoff, Pressure Gauge, 30 PSI Safety Relief Valve, Integral Condensate Trap, Combination Painted Metal and Durable Plastic Jacket.</div>							
<div><b>Options</b></div>	<div>Concentric Vent Kit (3"), AMB Multiple Boiler Control (For Multiple Boiler Applications - Includes outdoor reset, priority override and lead boiler run time rotation. Available in two sizes - AMB4 and AMB8 to allow stage firing of up to 8 boilers).</div>							
<div><b>Certifications</b></div>	<div>     </div>							
	<div>Dimensions</div>							
	<div>Width (A)</div>	<div>18"</div> <div>457.2 mm</div>						
	<div>Height (B)</div>	<div>39.375"</div> <div>1000.1 mm</div>						
	<div>Depth (C)</div>	<div>30.875"</div> <div>784.2 mm</div>						
	<div>Flue Diameter (D)</div>	<div>3"</div> <div>76.2 mm</div>						
	<div>Weights</div>							
<div>Ship Wgt.</div>	<div>284 lbs.</div> <div>128.8 kg</div>							

All ratings and specifications subject to change.

PN 240009764 Rev. 8/12