



Olsen

OMGB Series II/OMGC Series

KEEPING FAMILIES WARM FOR MORE THAN 60 YEARS.

OMGB II / OMGC

Up to 83.9% AFUE Gas Fired Hot Water Boiler

- Available in 9 sizes from 50 MBH to 299 MBH.
- Dependable Cast Iron Heat Exchanger with Cast Iron Push Nipples. The Sections and Push Nipples expand at the same rate when heated. By using similar materials instead of less expensive gaskets the boiler maintains a water tight seal over time.
- Honeywell 2012 Compliant High Limit/Electronic Ignition Control.
 - With durable protective cover and viewing window.
 - Digital temperature display and diagnostics.
 - Plug in connection for the vent damper.
 - Plug in connection for the system pump.

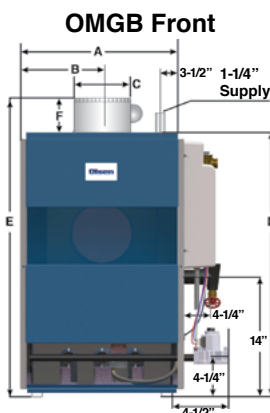
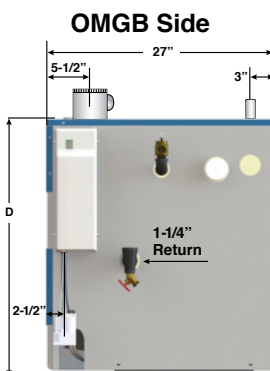
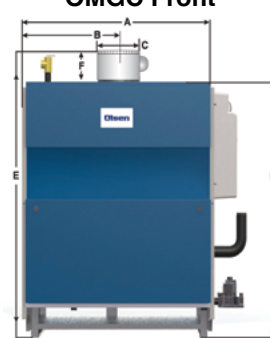






Control monitors water temperature and delays the burner starting until any residual heat has been transferred. This maximizes efficiency by turning on the burner only when needed.

- Atmospheric Chimney Vent Boiler with Integral Draft Hood and Automatic Vent Damper. The Integral Draft Hood reduces the overall height and footprint of the boiler making it ideal for low clearance/ space limited installations.
- Textured paint Jacket.
- Limited Lifetime Warranty (Residential Applications).
- Made in North America.



OMGB Model Shown

Olsen OMGB Series II & OMGC Series Gas Fired Hot Water Boiler

Dimensional Diagram	Model	Input Rate (MBH) ⁽¹⁾	Heating Capacity (MBH) ⁽¹⁾	Net AHRI Rating, Water (MBH) ⁽²⁾	Air Cushion Tank ⁽³⁾	No. of Burners	AFUE %
OMGB Front 	OMGB-50J	50	52	37	15	1	83.5%
	OMGB-75J	75	63	55	15	2	83.1%
	OMGB-100J	100	83	72	30	2	83.0%
	OMGB-125J	125	104	90	30	3	82.0%
	OMGB-150J	150	124	108	30	3	83.0%
	OMGB-170J	170	139	121	30	4	82.0%
	OMGB-200J	200	165	143	30	4	82.0%
	OMGC-8D/DP*	262.5/245	220/206	191/179	60	7	83.9%
	OMGC-9D/DP*	299/280	251/235	218/204	60	8	83.7%
	<p>*D=Natural Gas, DP=LP Gas</p> <p>The MCG has distinct input rates for Natural and LP gas versions. 8D/9D rates shown are for Natural gas. 8DP/9DP rates are for LP gas.</p> <p>(1) Input rating for sea level to 2,000 ft. (610m) above sea level. United States, over 2000 ft (610m) above sea level. Reduce input rate 4% for every 1000 ft (304m) above sea level. Canada, 2000 ft (610m) to 4500 (1350m) above sea level reduce input per table. Over 4500 ft (1350m) above sea level. Contact Provincial authority having jurisdiction.</p> <p>(2) Net AHRI Water Ratings shown based on piping and pickup allowance of 1.15. Consult manufacturer before selecting boiler for installations having unusual piping and pickup requirements, such as intermittent system operation, extensive piping systems, etc.</p> <p>For forced hot water systems where boiler and all piping within area to be heated, boiler may be selected on basis of its heating capacity.</p> <p>(3) Tank sized for non-ferrous baseboard or radiant panel systems. Increase size for cast iron baseboard and radiation.</p>						
OMGB Side 	General Information (See Installation, Operation and Maintenance Manual for complete instructions)						
	Clearances (4) Required distances measured from boiler. *Definition of Alcove is three sided space with no wall in front of boiler. ANSI standard for alcove is 18 inches from appliance to leading edge of side walls as shown in IOM.	Combustible Materials (Required) ⁽⁴⁾		OMGB		OMGC	
				18" (457 mm)		6" (152 mm)	
		Top	Alcove*		18" (457 mm)		
		Front	6" (152 mm)		6" (152 mm)		
		Flue Connector	4" (102 mm)		6" (152 mm)		
		Rear	9" (229 mm)		7" (178 mm)		
		Control Side	3" (76 mm)		6" (152 mm)		
		Other Side	Per Local Code		1/2" (13 mm)		
	Hot Water Piping						
Connections (All Models)	Return/Supply Water 1-1/4", Gas In 1/2" NPT						
Electrical	120 Volts AC, 60 hertz, 1 phase, Less than 12 amps (15 amp circuit recommended)						
Water Content	50 - 2.4 Gallons, 75/100 - 4.0 Gallons, 125/150 - 5.6 Gallons, 170/200 - 7.2 Gallons, 262.5 - 12.7 Gallons, 299 - 14.4 Gallons						
Dimensions/Weights	Model	A	B	C	D	E	Weight
	OMGB-50J	11-1/8"	5-1/2"	4"	30-3/4"	36-1/4"	205 lbs.
	OMGB-75J	15"	7-1/2"	5"	30-3/4"	37-3/4"	253 lbs.
	OMGB-100J	15"	7-1/2"	6"	30-3/4"	37-1/4"	253 lbs.
	OMGB-125J	18-7/8"	9-1/2"	6"	30-3/4"	37-1/4"	315 lbs.
	OMGB-150J	18-7/8"	9-1/2"	7"	30-3/4"	37-3/4"	315 lbs.
	OMGB-170J	22-3/4"	11-1/2"	7"	30-3/4"	38-3/4"	377 lbs.
	OMGB-200J	22-3/4"	11-1/2"	8"	30-3/4"	38-3/4"	377 lbs.
	OMGC-8D/DP	27-1/2"	13-3/4"	7"	36-3/8"	41-7/8"	552 lbs.
	OMGC-9D/DP	30-3/4"	15-3/8"	7"	36-3/8"	41-7/8"	616 lbs.
OMGC Front 	Standard Equipment Boiler Control Module: Honeywell 2012 Compliant Control (High Limit/Electronic Ignition Control) with plastic cover and display window. User Display Interface: Digital Temperature Display Heat Exchanger: Cast Iron Sections with Cast Iron Push Nipples. Combustion: Stainless Steel Main Gas Burners (OMGB)/Titanium Composite Burners (OMGC), Combination 24 Volt Gas Control (Includes: Automatic Gas Valve, Gas Pressure Regulator, Automatic Pilot, Safety Shutoff, Pilot Flow Adjustment, Pilot Filter), Intermittent Pilot Control, Continuous Retry, Combination Pilot Burner/Electrode/Flame Sensor. Safety: Spill Switch and Roll-Out Switch for safety (OMGB)/Flame Roll-Out Safety Shut-Off (Fuse Link) (OMGC), Automatic Vent Damper. Other: Insulated Boiler Jacket, Integral Draft Diverter, Combination Temperature/Pressure Gauge, Grundfos Circulator Pump, 3/4" Drain Valve, 30lb. ASME Relief Valve.						
	Options Available in both natural gas or propane models. LP Conversion Kit, Combustible Floor Plate, Fill-Trol.						
	Certifications						
	<div></div> <div>C.S.A. Certified For Natural Gas Or Propane</div> <div>Tested for 100 psi (OMGB) / 50 psi (OMGC) ASME Working Pressure</div>						
	OMGC Side 						

All ratings and specifications subject to change.

Contractor Assistance: 800.325.5479

P.O. Box 4729
 Utica, New York 13504
 tel: 315.797.1310 • fax: 315.797.3762
 www.olsenhvac.com

PN 24009758 Rev. 1/15

Olsen